

Different Methods to Achieve a Common Goal

Four Libraries' Experiences in Assessing Journal Collections

2022 GIL Users Group Meeting (GUGM), May 19, 2022

Presented by the GALILEO Portfolio Analysis Committee

- Jackie Blanton-Watkins - Kennesaw State University
- Tricia Clayton - Georgia State University
- Jay Forrest - Georgia Tech
- Jessica Rigg - Georgia Southern University

Other members of the committee include Lee Cline (Dalton State), Dana Johnson (Georgia Gwinnett College), Melissa Lockaby (University of North Georgia), Allison Reuter (Georgia College & State University), and John Stephens (GALILEO)



About Kennesaw State University

- Kennesaw State University
 - Comprehensive R2 university
 - 2 campuses in Cobb County
 - ~43,000 undergraduate and graduate students
- KSU Library System
 - 2 libraries:
 - Horace W. Sturgis Library, Kennesaw campus
 - Lawrence V. Johnson Library, Marietta campus
 - 60 faculty and staff
 - Collection:
 - 474 databases
 - ~370,000 physical volumes, ~768,000 eBooks
 - ~83,000 physical and electronic journals



Assessment at Kennesaw State University

Timeline:


- 2018: Everything's new
 - New positions: Electronic Resources Librarian and Electronic Resources Assistant in Collection Development Unit
 - Learning about usage: deep dive into usage reports, Alma Analytics, COUNTER, and non-COUNTER
 - Usage report foundation: Microsoft SharePoint
- 2019: Uh oh
 - Alma SUSHI harvester broken: retrieving reports manually
- 2020: Everything's fixed
 - Identifying usage to be retrieved outside of Analytics
 - Calculating cost-per-use: current and historical
- 2021: The future
 - Training the new Resources Management Librarian

Assessment at Kennesaw State University, cont.

Where we started (2018):

- Regular usage assessment
 - Usage reports and payment histories: what do we have and where does it live?
 - Conducting cost/use analysis: current and historical
 - Creating the Usage Report Calendar spreadsheet
- Driving renewal/cancellation recommendations
 - Internal and external feedback
 - Combining quantitative and qualitative feedback

Where we're at (2021):

- Does it make sense to use usage as a driving metric to determine a renewal recommendation?
 - What makes good or bad cost/use for a given subscription?
- 

About Georgia State University

- Very big
 - ~53,000 enrolled and ~44,000 FTE
 - 12 schools and colleges, over 300 degree and certificate programs
 - 6 metro Atlanta campuses
 - 2 libraries, and the University Library has a location on each campus
- For an R1 library, very poorly funded
 - Flat budget (= decreasing once adjusted for inflation)
 - Materials expenditures ÷ FTE = \$170
 - For the other 3 R1s in GA: \$1680, \$426, and \$340
 - From the IPEDS data center - <https://nces.ed.gov/ipeds/use-the-data>

Journal Assessment at Georgia State University

- Easy pickings eliminated long ago: major serials reviews in 2009, 2010, and 2018 (plus a database review in 2016)
- What's left? Major packages
- Our primary tool = Unsub (<https://unsub.org/>)
 - Forecasting dashboard available for Springer Nature, Wiley, Elsevier, Sage, & Taylor & Francis
 - Evaluated 3 packages in 2020-2021
 - Currently reviewing 2 packages



Package and Scenario Inputs

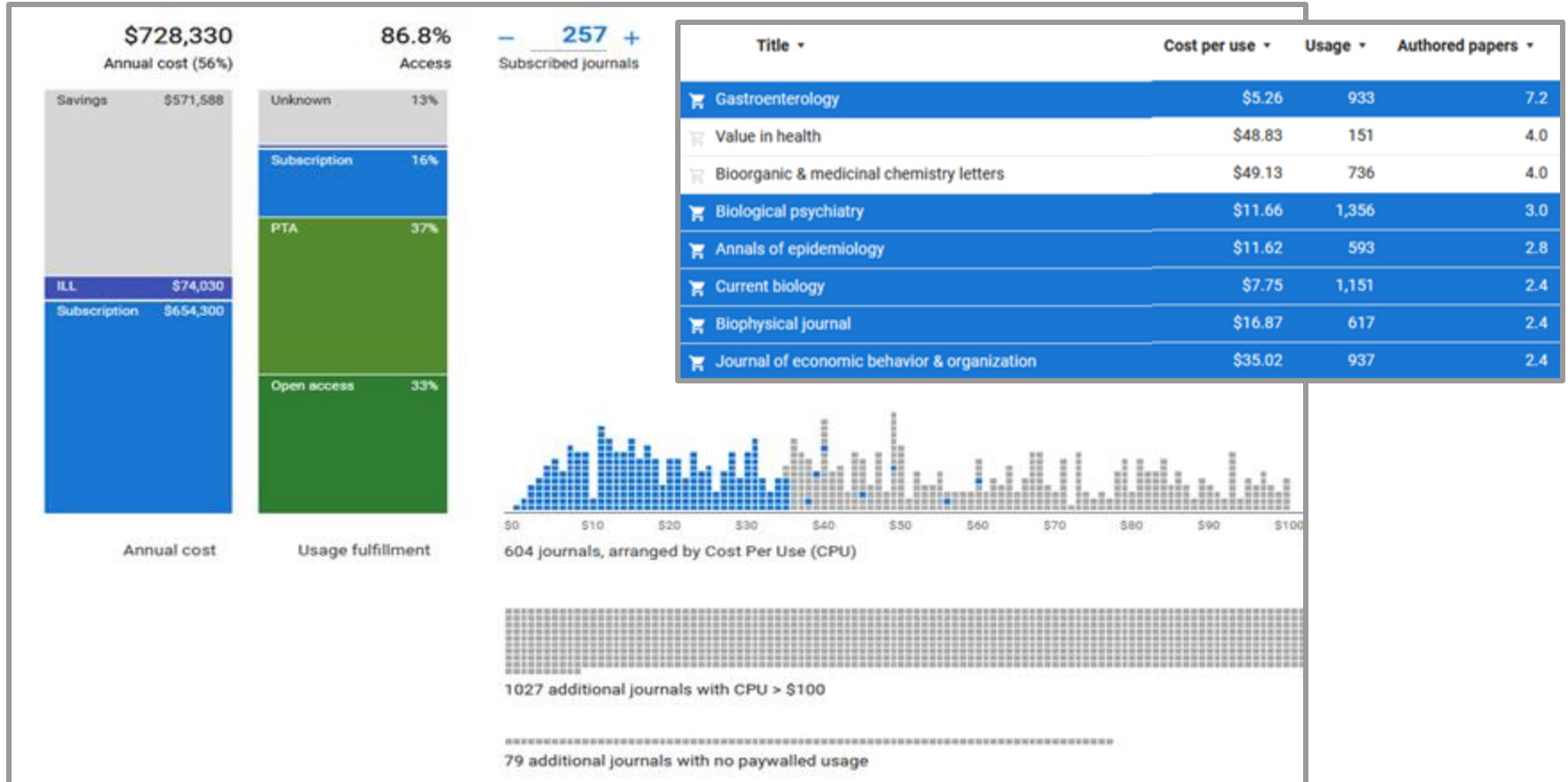
Package data:

- COUNTER Reports
- Currency
- Big Deal annual cost and % increase
- Post Termination Access dates (optional)
- Journal prices (optional)

Scenario parameters:

- **Costs:** title by title subscription cost growth; content fee
- **ILL:** transaction cost; request rate
- **Fulfillment sources:** Bronze OA; non-peer-reviewed versions; ResearchGate
- **Institutional weighting:** citation; authorship

5 Year Forecast View in Unsub



Example scenarios

- titles with more than 90 paywall uses
- less than \$50 CPU
- under 100 CPU but over 50 paywall use
- highly cited

The screenshot shows a report for the journal 'Gastroenterology'. It is divided into three main sections: Journal metadata, Annual Usage, and Annual Cost. The Annual Usage section shows a total of 933 weighted overall uses, with 400 paywalled uses. The Annual Cost section shows a net subscription cost of \$2,103 and a cost per use of \$5.26.

Journal metadata		Annual Usage		Annual Cost	
Medicine	Subject	+	760 Downloads @ 1x	+	\$2,885 Base subscription cost
0016-5085	ISSN	+	46 Citations @ 3x	-	\$782 ILL cost
Yes	Society journal	+	7 Authorships @ 5x	=	\$2,103 Net subscription cost
No	Delayed OA	=	933 Weighted overall uses	÷	400 Paywalled uses
2010 – 2019	PTA (Post-Termination Access) rights	-	88 Open Access (9%)	=	\$5.26 Cost Per Use
		-	445 Backfile (48%)		
		=	400 Paywalled uses		


CLOSE [UNSUBSCRIBE](#)

GSU Journal Assessment: Outcomes & Up Next

Unsub Outcomes

- Publishers 1 & 2: unbundled packages
 - switched to much smaller title-by-title lists
 - overall package spending reduced by 40%
- Publisher 3: made a large cut to our core subscription list

What's next:

- Assessment of impact
 - Continue using Unsub
- 

About Georgia Tech

R1 - Very High Research

ARL Library

48 PhD Fields

Enrollment

- 32.2k FTE
- 43.8k Total
- 24.2% OMS

Institute Budget: \$2.33B

- \$891M - Sponsored
- \$376M - State Funds

Library Base Budget: \$17.6M

- Content \$10.35M
- Endowment Income ~\$70k

Faculty/Staff

- 21 Librarian/Archivist
 - 5 Active Searches
 - 1 Emerita
- 58 Staff

Resources

- 668 Databases / Collections
- ~10k Subscribed Journals
- 2.2M eBooks
- 307k Journals
- 25k on-campus titles



Journal Assessment at Georgia Tech: CMG

Content Management Group

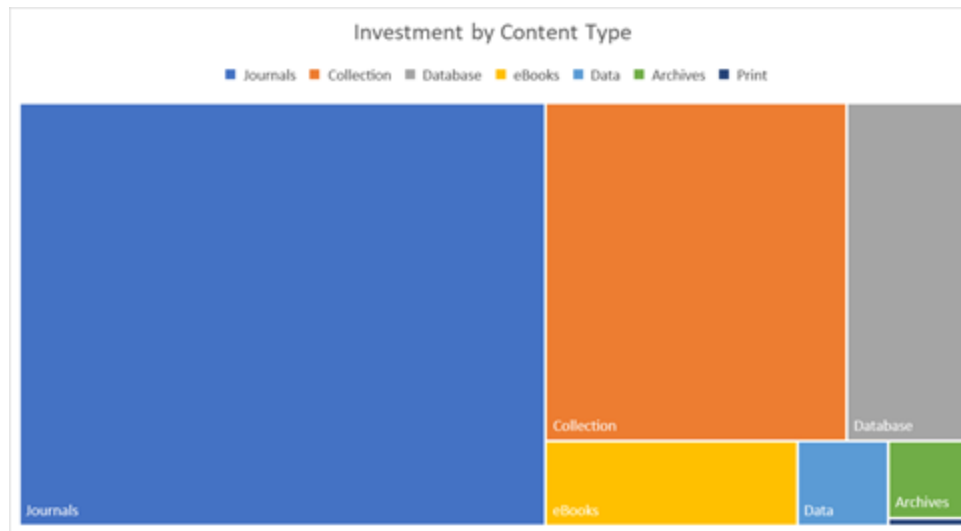
Voting Members

- 4 subject liaisons
- Chair, AD for Content Strategy

Non-Voting Members

- *Acquisitions Librarian*
- *Collection Assessment Librarian*
- *Electronic Resources Librarian*
- Representative from Public Services
- Representative from Technical Services

Charge: CMG is the decision-making body charged with the review of new Library Resources, Continuations and Renewals.



Journal Assessment at Georgia Tech: Renewals

Quantitative Measures

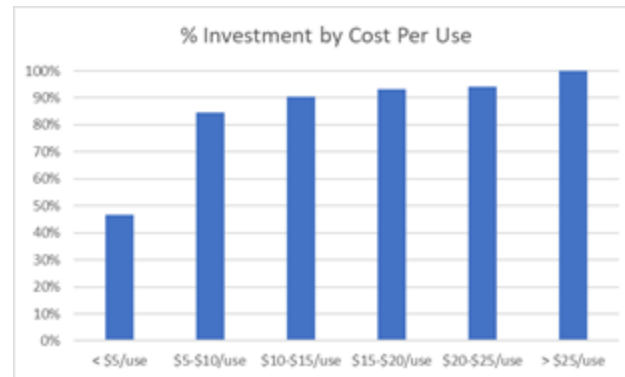
- Cost/Use (3-year average use)
- GT Citation Rate (Web of Science)
- GT Authorship Rate (Web of Science)
- Weighted Cost/Use
 - Multiply Use by the Ratio of department size to the largest department (faculty headcount)

Qualitative Measures

- Essential to GT or a GT College/School (e.g. IEEE xPlore, ACM)
- Alternatives (availability via aggregators or archives, e.g. JSTOR)
- Implications of cancellation (e.g. loss of a leased backfile)
- PI/Requestor no longer with GT
- Read and Publish

Modified MoSCoW Scoring

- 0 – Less than \$5/use
- 1 – Must Have
- 2 – Should Have (High)
- 3 – Should Have (Low)
- 4 – Could Have
- 5 – Won't Have / Why do we have?



Journal Assessment at Georgia Tech: Special Cases

Packages

- Score each component title
- Compare cumulative a la carte cost to package
- Package < a la carte (Tier 0-3): Renew
- Package > a la carte move to individual titles

New Subscriptions

- Pull turnaway data
 - Apply a cutoff (10/turnaways year)
- Score using turnaways instead of use
 - C5 Unique Item Investigations
 - 1 - Next Year
 - 2 - Next 2 years
 - 3 - Next 3 years
 - 4 - ...

Journal Archives

10-year cost-use:

$$\text{Cost}/(3\text{-year avg} * 10)$$

Decision Threshold: ~\$15/use



About Georgia Southern University

- Georgia Southern University
 - Public R2 in southeast Georgia
 - 26,000 students (+/-)
 - 141 degree programs
 - 3 campuses
- University Libraries
 - 2 libraries (Savannah & Statesboro)
 - 70 FT & PT personnel
 - 25 faculty librarians
 - 860,000 volumes
 - 95,000 journals
 - 296 databases
 - Member of GALILEO



Journal Assessment at Georgia Southern University

- Charge from President: to reduce library expenditures by \$300,000 for FY22
- Timeline: Spring 2021 to Spring 2022

- Phase 1: Determine which resources are “safe”
 - Print and other one time purchases
 - Software, services, and platforms necessary for library functions
 - Resources not funded by library budget



Journal Assessment at Georgia Southern University

- Phase 2: Evaluate all other resources internally
 - Updated Dossiers for all electronic resources
 - Overlap analyses
 - Annual Cost per use (calculated over FY19 and FY20)
 - CSD Narratives
 - S21 Collection Analysis Sheets
 - Liaison Rubrics

Final (Phase 2) Decision: to break up and renegotiate 11 “Big Deal” journal packages

- ASCE
- Cambridge University Press
- Duke University Press
- IOP Science

- Oxford University Press
- Project MUSE
- Sage
- Taylor & Francis
- Wiley



Journal Assessment at Georgia Southern University

- Phase 3: Collect feedback from departmental faculty
 - Ranked list of all of the e-journals included in the journal packages under consideration sent to departmental faculty
 - Each list includes the title, cost, usage information, and the liaison librarians' recommendation for each title in the package.
 - Departmental faculty are asked to select “renew” or “discontinue” for each title
 - Departmental faculty are asked to rank the title as Essential, Important, or Desirable
 - Departmental faculty can submit Comments via the form, too.



Sample form sent to Faculty

Cambridge University Press - Departmental Feedback Form

[Click here for form instructions, including definitions for departmental assessment options \(i.e., Essential, Important, Desirable\).](#)
[To edit this form, log in using your Georgia Southern email account.](#)

By providing feedback on behalf of your department, you and your colleagues consent to the library faculty's potential use of this data for future scholarly and research purposes. Please see this study's [Informed Consent document](#) before proceeding.

ISSN	Title	Avg. Annual Full Text Views	Estimated Single Title Subscription	Library Faculty Recommendation	Departmental Recommendation	Departmental Assessment	Comments (Please include your name so we may contact you with any questions)
1469-7645	Journal of Fluid Mechanics	1241	\$7,950.00	Renew	Discontinue		
1469-8064	Mathematical Proceedings of the Cambridge Philosophical Society	89	\$1,119.00	Discontinue			
1469-1825	Behavioral and Brain Sciences	50	\$1,620.00	Discontinue			
1537-5943	American Political Science Review	49	UNKNOWN	Renew			
1475-2727	Public Health Nutrition	47	\$1,909.00	Discontinue			
1469-8978	Psychological Medicine	42	\$1,865.00	Discontinue			
1745-1744	Antiquity	37	\$651.00	Discontinue			
1469-4409	Epidemiology & Infection	37	UNKNOWN	Discontinue			
1472-1465	The British Journal of Psychiatry	36	\$740.00	Discontinue			
1537-5935	PS: Political Science & Politics	35	UNKNOWN	Discontinue			
1475-2662	British Journal of Nutrition	31	\$2,271.00	Discontinue			
2165-6509	CNS Spectrums	30	\$718.00	Discontinue			
1756-6916	Journal of Financial and Quantitative Analysis	28	\$671.00	Discontinue			
1938-1425	MRS Bulletin	27	\$603.00	Discontinue			
1754-9434	Industrial and Organizational Psychology	26	\$762.00	Discontinue			

Journal Assessment at Georgia Southern University

- Phase 4: Interpreting the faculty feedback
 - Titles ranked by “use adjusted score” $(E*2+R)*V$
 - E is the total number of votes for Essential
 - R is the total number of votes to Renew
 - V is the average number of Views per year
 - Written Comments were retained for each title
- Phase 5: Final renewal decisions made by the Dean of the Libraries
 - A “real time” running total of renewal costs was calculated to ensure savings
 - Based on how this running total changed over time, the original decision to cancel 11 journal packages was altered.
 - Renewed: University of Chicago Press, Duke University Press, & Project MUSE
 - Cancelled without individual titles added: American Society of Microbiology (ASM) journals
- Phase 6: Communication and Vendor Notification

Public Facing LibGuide

<https://georgiasouthern.libguides.com/c.php?g=1168827&p=8536659>

GEORGIA SOUTHERN UNIVERSITY

University Libraries / Library Guides / FY22 Educational Resources Assessment / Welcome

FY22 Educational Resources Assessment

Search this Guide

- Welcome
- Financial Stewardship
- Assessment Process
- FY22 - Renewed Resources
- Departmental Review
- Liaison Information
- Informed Consent
- FAQs

Update from the Dean of Libraries on the Educational Resources Usage Assessment

Dear Faculty, January 19, 2022

I would like to update you on the educational resource's usage assessment project that the University Libraries have been engaged in spring 2021 semester. We have concluded our assessment and I want to share the results with you. You may recall that we conducted an exhaustive review of over 90 databases and electronic journal collections to identify the best approach to reducing educational resource expenditures by \$300,000 for FY22. After considering various options, we concluded that the most effective way to meet this reduction break up and renegotiate 11 "big deal" journal packages that cost a total \$651,927. The extraordinary cost of these packages combined with an average annual increase of 7% for journal subscriptions has made it increasingly difficult for the University to sustain journal subscriptions.

Our goal throughout this assessment project was to continue to subscribe to journals that you identified as essential, then important, as desirable, as costs allowed, and to discontinue subscriptions that were seldom or not used. In not renewing select titles, the Libraries at Colleges or Departments to assume the cost of these resources. The Libraries will continue to provide partial, if not complete, full text content of all non-renewed titles through Georgia Library Learning Online (GALILEO) and other aggregator database subscriptions. Also, the content of all non-renewed titles will continue to be available to faculty and students via Interlibrary Loan (ILL). Furthermore, the Libraries are indexing and abstracting for all non-renewed titles. This means that you and your students will continue to be able to discover these resources. That decisions can be made whether to submit an ILL request, or to advocate for the Libraries to renew a particular journal when more is available.

During the fall 2021 semester, we asked department chairs to work with you to identify journals you considered essential, important, or your research and instruction and to provide comments to help us better understand how specific titles should be prioritized for renewal. We received 148 completed feedback forms from a total of 528 forms we sent to 48 departments and programs. The method we used to rank thousands of journal titles consisted of a "use adjusted score," which combined the departments' feedback with the average number of per title per year. To obtain this score, we used $(E * 2 * R) * V$ where E is the total number of votes for Essential status, R is the total number of votes for Renew, and V is the average number of article views per year. We then sorted individual titles from highest to lowest ranking in the 11 journal packages. We balanced departmental feedback with usage data to ensure that we renewed titles with sufficient usage to cost of subscription while safeguarding lower-use titles of unique value for your teaching and research, and students' learning and

GEORGIA SOUTHERN UNIVERSITY

University Libraries / Library Guides / FY22 Educational Resources Assessment / Assessment Process

FY22 Educational Resources Assessment

Search this Guide Search

- Welcome
- Financial Stewardship
- Assessment Process
- FY22 - Renewed Resources
- Departmental Review
- Liaison Information
- Informed Consent
- FAQs

FY22 Usage Assessment Process

As outlined on the Financial Stewardship page, since FY2019 the University Libraries have taken numerous steps to reduce expenditures for educational resources. Although we have made a concerted effort over the years to protect the materials allocation, we now find it necessary to reassess some of the resources that we subscribe to on your behalf.

The following provides a brief overview of the assessment process followed by the library faculty during late spring and all summer 2021, and continues through the end of 2021.

March - April

Following the Dean of Libraries' communication that the Libraries would reduce educational resource expenditures for FY22, Libraries personnel developed dossiers for about 90 of the Libraries' databases and electronic journal packages. These dossiers include an array of information about each resource, including annual subscription costs, collection and title-level usage statistics, and cost-per-use statistics. Completed dossiers are provided on the Renewed Resources page and the Departmental Review page.

May - June

As Libraries personnel worked to complete preparation of the resource dossiers, Library Liaisons from several departments worked together to develop a rubric for use by the Liaisons to evaluate each resource for renewal, renegotiation, or discontinuation for FY22. These rubrics evaluate each resource for relevance to teaching and learning, progressive research, program accreditation, and diversity, equity, and inclusion. Completed rubrics are provided on the Renewed Resources page and the Departmental Review page.

June - August

Throughout the summer months, the Liaisons used these dossiers and rubrics to research and review each



Thank you!

Any Questions?

Contact Information

Jackie Blanton-Watkins, Acquisitions & Licensing Librarian at Kennesaw State University

jwatki35@kennesaw.edu

Tricia Clayton, Collection Assessment & Discovery Librarian at Georgia State University

tclayton3@gsu.edu

Jay Forrest, Assistant Dean for Content Strategy & Development and Content Management Group Chair at Georgia Tech

jay.forrest@library.gatech.edu

Jessica Rigg, Acquisitions Librarian at Georgia Southern University

jminihan@georgiasouthern.edu

For more information about the GALILEO Portfolio Analysis Committee, please contact G3PORTFOLIO-L@listserv.uga.edu